



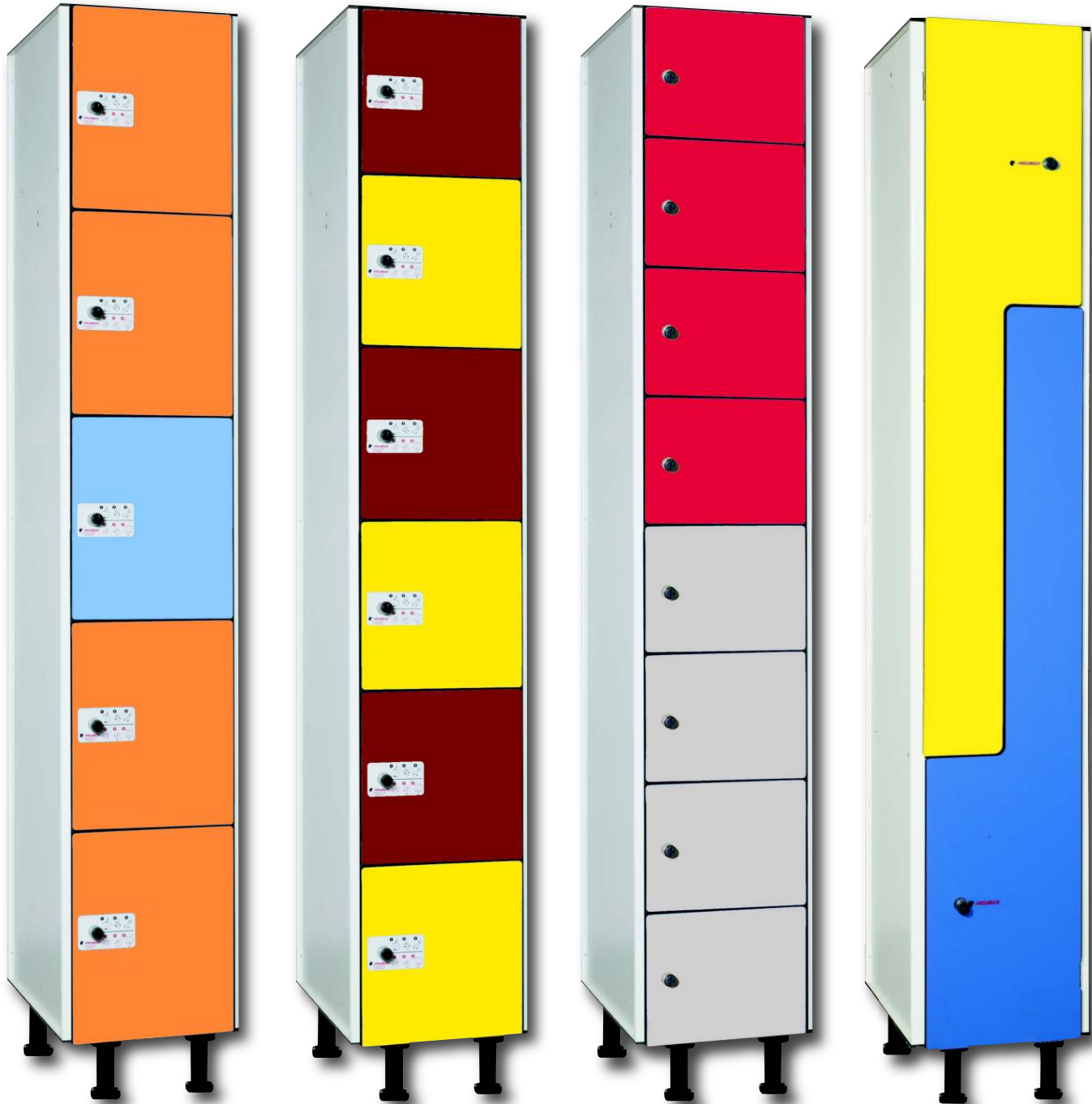
NOVEDAD
EW / NOUVEAU /
NOVEDADE

NOVEDAD
EW / NOUVEAU /
NOVEDADE

NOVEDAD
EW / NOUVEAU /
NOVEDADE



BLANCO-1



COLORES STANDARD PUERTAS / STANDARD DOORS COLOURS / COULEURS PORTES STANDARD / CORES DE PORTAS STANDARD



OTROS COLORES CONSULTAR


OTHER COLOURS ON REQUEST
AUTRES COULEURS SUR DEMANDE
OUTRAS CORES PERGUNTAR





TAQUILLAS EN COMPACTO CON PERFILERÍA /

PHENOLIC LOCKERS WITH ALUMINIUM PROFILE
 VESTIAIRES EN COMPACT AVEC PROFILÉS
 CACIFOS DE RESINAS FENÓLICAS COM PERFILARIA DE ALUMÍNIO



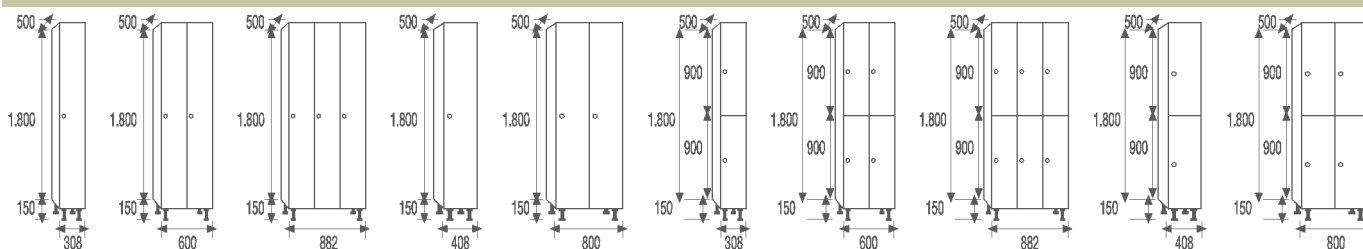
SERIE FVP



SERIE FTP



FVP-30/1C COD. 53501	FVP-30/2C COD. 53502	FVP-30/3C COD. 53509	FVP-40/1C COD. 53505	FVP-40/2C COD. 53506	FTP-30/1C COD. 53511	FTP-30/2C COD. 53512	FTP-30/3C COD. 53519	FTP-40/1C COD. 53515	FTP-40/2C COD. 53516
-------------------------	-------------------------	-------------------------	-------------------------	-------------------------	-------------------------	-------------------------	-------------------------	-------------------------	-------------------------




30,0 • 0,30	53,0 • 0,59	77,0 • 0,86	35,5 • 0,40	65,0 • 0,78	30,5 • 0,30	54,0 • 0,59	78,5 • 0,86	35,0 • 0,40	66,0 • 0,78
-------------	-------------	-------------	-------------	-------------	-------------	-------------	-------------	-------------	-------------





TAQUILLAS EN COMPACTO CON PERFILERÍA / PHENOLIC LOCKERS WITH ALUMINIUM PROFILE

VESTIAIRES EN COMPACT AVEC PROFILES
CACIFOS DE RESINAS FENÓLICAS COM PERFILARIA DE ALUMÍNIO



FMP-30/1C COD. 53531	FMP-30/2C COD. 53532	FMP-30/3C COD. 53539	FMP-40/1C COD. 53535	FMP-40/2C COD. 53536	FCP-30/1C COD. 53521	FCP-30/2C COD. 53522	FCP-30/3C COD. 53529	FCP-40/1C COD. 53525	FCP-40/2C COD. 53526
33,0 • 0,30	59,0 • 0,59	86,0 • 0,86	39,0 • 0,40	73,0 • 0,78	35,5 • 0,30	63,0 • 0,59	93,5 • 0,86	42,0 • 0,40	79,0 • 0,78

Unidades en milímetros / Units in milimeters / Unités en milimètres / Unidades em milímetros



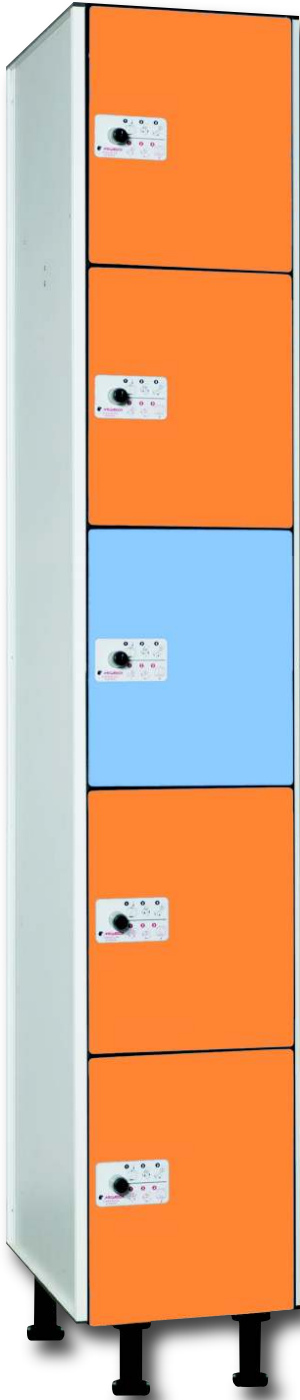


TAQUILLAS EN COMPACTO CON PERFILERÍA /


PHENOLIC LOCKERS WITH ALUMINIUM PROFILE
 VESTIAIRES EN COMPACT AVEC PROFILS
 CACIFOS DE RESINAS FENÓLICAS COM PERFILARIA DE ALUMÍNIO




SERIE FPP



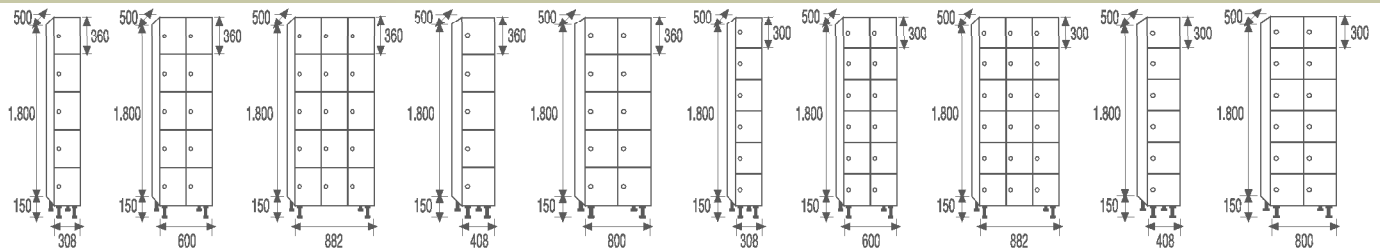
SERIE FBP



SERIE FZP



FPP-30/1C COD. 53551	FPP-30/2C COD. 53552	FPP-30/3C COD. 53559	FPP-40/1C COD. 53555	FPP-40/2C COD. 53556	FBP-30/1C COD. 53561	FBP-30/2C COD. 53562	FBP-30/3C COD. 53569	FBP-40/1C COD. 53565	FBP-40/2C COD. 53566
--------------------------------	--------------------------------	--------------------------------	--------------------------------	--------------------------------	--------------------------------	--------------------------------	--------------------------------	--------------------------------	--------------------------------




kg • M³	38,0 • 0,30	68,0 • 0,59	101,0 • 0,86	45,0 • 0,40	85,0 • 0,78	40,50 • 0,30	74,0 • 0,59	108,5 • 0,86	48,0 • 0,40	91,0 • 0,78
----------------------------------	-------------	-------------	--------------	-------------	-------------	--------------	-------------	--------------	-------------	-------------





TAQUILLAS EN COMPACTO CON PERFILERÍA / PHENOLIC LOCKERS WITH ALUMINIUM PROFILE VESTIAIRES EN COMPACT AVEC PROFILÉS / CACIFOS DE RESINAS FENÓLICAS COM PERFILARIA DE ALUMÍNIO

SERIE FLP



FZP-30/1C COD. 53581	FZP-30/2C COD. 53582	FZP-30/3C COD. 53589	FZP-40/1C COD. 53585	FZP-40/2C COD. 53586	FLP-30/1C COD. 53541	FLP-30/2C COD. 53542	FLP-30/3C COD. 53549	FLP-40/1C COD. 53545	FLP-40/2C COD. 53546
45,50 • 0,30	84,0 • 0,59	123,5 • 0,86	54,0 • 0,40	103,0 • 0,78	37,0 • 0,30	67,0 • 0,59	98,0 • 0,86	42,5 • 0,40	79,0 • 0,78

Unidades en milímetros / Units in milimeters / Unités en milimètres / Unidades em milímetros





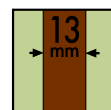
CABINAS FENÓLICAS / PHENOLIC CABINS CABINES PHÉNOLIQUES CABINES FENÓLICAS





CABINAS FENÓLICAS /

PHENOLIC CABINS
CABINES PHÉNOLIQUES
CABINES FENÓLICAS



OPCIÓN INOX / OPTION INOX / OPTION INOX / OPÇÃO INOX

COLORES STANDARD / STANDARD COLOURS / COULEURS STANDARD / CORES STANDARD






OTROS COLORES CONSULTAR


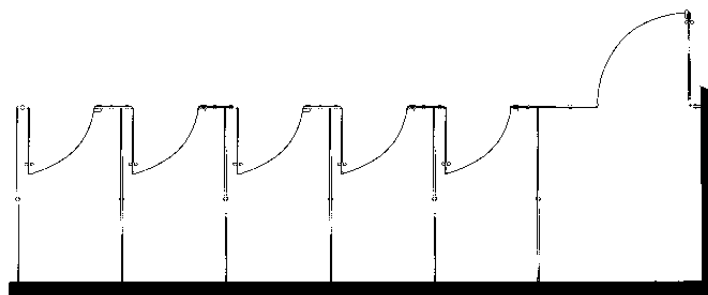
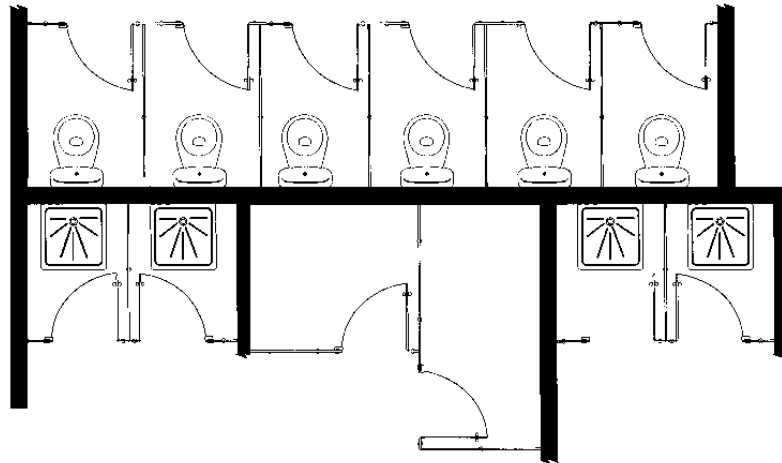
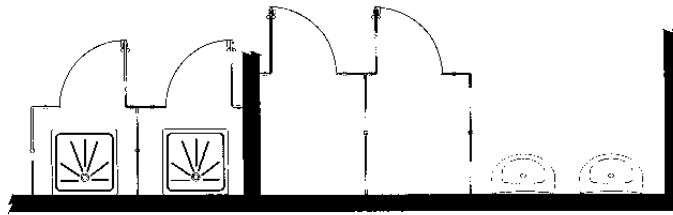
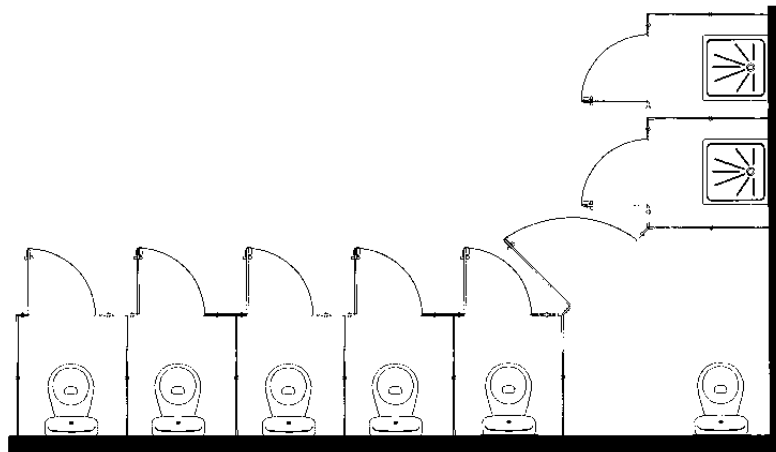
OTHER COLOURS ON REQUEST
AUTRES COULEURS SUR DEMANDE
OUTRAS CORES PERGUNTAR





CABINAS FENÓLICAS / PHENOLIC CABINS CABINES PHÉNOLIQUES CABINES FENÓLICAS







PERSONALIZACIONES / CUSTOMIZATIONS DES PERSONNALISATIONS PERSONALIZAÇÕES



TAQUILLA BOMBEROS
Firemen locker
Vestiaires pompier
Cacifos para bombeiros





PERSONALIZACIONES / CUSTOMIZATIONS DES PERSONNALISATIONS PERSONALIZAÇÕES



TAQUILLA ELECTRIFICABLE
Electrifiable locker
Des casiers electrificables
Cacifo com tomada



DISTRIBUCIONES INTERIORES
Special distributions
Des distributions spéciales
Distribuições especiais





PERSONALIZACIONES / CUSTOMIZATIONS DES PERSONNALISATIONS PERSONALIZAÇÕES



DIMENSIONES ESPECIALES
Special dimensions
Des dimensions spéciales
Dimensões especiais




MATERIALES ESPECIALES
Special materials
Des matériels spéciaux
Materiais especiais





PERSONALIZACIONES / CUSTOMIZATIONS DES PERSONNALISATIONS PERSONALIZAÇÕES



PUERTAS CON VINOLO FOTOGRAFICO

- Doors with photographic vinyl
- Des portes avec vinyl photographique
- Portas com vinilo



PUERTAS EN CRISTAL

Glass doors • Des portes en cristal • Portas de vidro






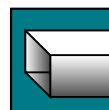
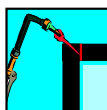
BANCOS DE VESTUARIO /

BENCH SEATS
BANCS POUR VESTIAIRES
BANCOS DE VESTIÁRIO



BANCOS EN ACERO /

STEEL BENCH SEATS
BANCS EN ACIER
BANCOS EM AÇO



**MICRO
TEXT**

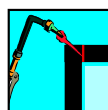


MOD. BANC-H-1500
COD. 79150

COD.	MOD.	↑	←	↘	kg	M ³
79100	BANC-H-1000	530	1000	350	12,0	0,19
79150	BANC-H-1500	530	1500	350	18,0	0,28
79200	BANC-H-2000	530	2000	350	24,0	0,37

BANCOS EN MADERA /

WOODEN BENCH SEATS
BANCS EN BOIS
BANCOS EM MADEIRA



**MICRO
TEXT**



MOD. BANC-1-1500
COD. 79150

Opción repisa zapatero
Shoe rack option
Option étagère pour chaussures
Opção sapateiro

COD.	MOD.	↑	←	↘	kg	M ³
79004	BANC-MINI	480	700	325	8,0	0,11
79010	BANC-1-1000	480	1000	325	9,5	0,16
79001	BANC-1-1500	480	1500	325	14,0	0,23
79020	BANC-1-2000	480	2000	325	18,0	0,31





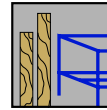
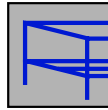
BANCOS DE VESTUARIO /

BENCH SEATS
BANCS POUR VESTIAIRES
BANCOS DE VESTIÁRIO

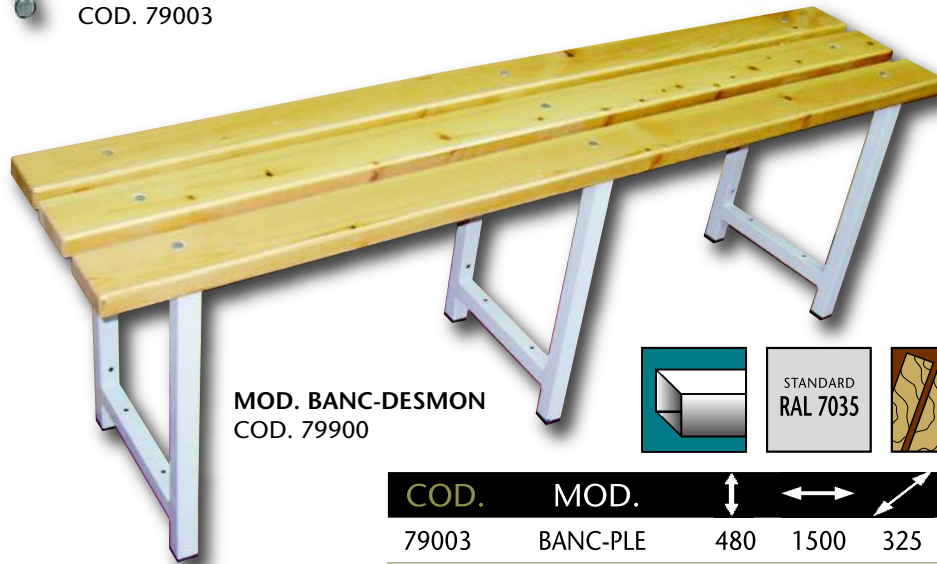


BANCOS EN MADERA /

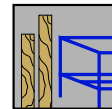
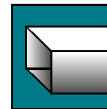
WOODEN BENCH SEATS
BANCS EN BOIS
BANCOS EM MADEIRA



MOD. BANC-PLE
COD. 79003



MOD. BANC-DESMON
COD. 79900



COD.	MOD.	↑	←	↗	kg	M ³
79003	BANC-PLE	480	1500	325	9,0	0,23
79900	BANC-DESMON	480	1500	325	11,1	0,23

COLGADORES /

WALL COAT HOOK
PATERES
CABIDES



MOD. COLG-3-2000
COD. 79920



MOD. COLG-2-1500
COD. 79915



MOD. COLG-1-1000
COD. 79910

MOD. COLG-6-900
COD. 79960



MOD. COLG-5-600
COD. 79955



MOD. COLG-4-400
COD. 79950





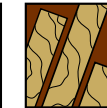
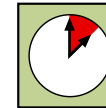
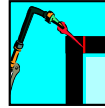
BANCOS DE VESTUARIO /

BENCH SEATS
BANCS POUR VESTIAIRES
BANCOS DE VESTIÁRIO



BANCOS EN MADERA /

WOODEN BENCH SEATS
BANCS EN BOIS
BANCOS EM MADEIRA



MOD. BANC-2-1500
COD. 79013



Opción repisa zapatero
Shoe rack option
Option étagère pour chaussures
Opção sapateiro

COD.	MOD.	↑	←	↗	J	kg	M ³
79012	BANC-2-1000	1745	1000	355	4	16,0	0,23
79013	BANC-2-1500	1745	1500	355	7	24,0	0,30
79014	BANC-2-2000	1745	2000	355	9	29,0	0,31



MOD. BANC-2-1500 DC
COD. 79213



Opción repisa zapatero
Shoe rack option
Option étagère pour chaussures
Opção sapateiro

COD.	MOD.	↑	←	↗	J	kg	M ³
79212	BANC-2-1000 DC	1745	1000	700	8	28,0	0,46
79213	BANC-2-1500 DC	1745	1500	700	12	42,0	0,60
79214	BANC-2-2000 DC	1745	2000	700	16	52,0	0,62





BANCOS DE VESTUARIO /

BENCH SEATS
BANCS POUR VESTIAIRES
BANCOS DE VESTIÁRIO

STOCK

BANCOS EN MADERA /

WOODEN BENCH SEATS
BANCS EN BOIS
BANCOS EM MADEIRA



MOD. BANC-3-1500
COD. 79023



Opción repisa zapatero
Shoe rack option
Option étagère pour chaussures
Opção sapateiro

COD.	MOD.	↑	↔	↗	↓	kg	M ³
79022	BANC-3-1000	1800	1000	355	4	21,5	0,23
79023	BANC-3-1500	1800	1500	355	7	28,5	0,30
79024	BANC-3-2000	1800	2000	355	9	33,5	0,31



MOD. BANC-3-1500 DC
COD. 79223



Opción repisa zapatero
Shoe rack option
Option étagère pour chaussures
Opção sapateiro

COD.	MOD.	↑	↔	↗	↓	kg	M ³
79222	BANC-3-1000 DC	1800	1000	700	8	37,0	0,23
79223	BANC-3-1500 DC	1800	1500	700	12	51,0	0,30
79224	BANC-3-2000 DC	1800	2000	700	16	61,0	0,31





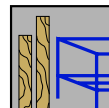
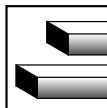
BANCOS DE VESTUARIO /

BENCH SEATS
BANCS POUR VESTIAIRES
BANCOS DE VESTIÁRIO

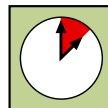


BANCOS EN PVC /

PVC BENCH SEATS
BANCS EN PVC
BANCOS EM PVC



GRIS / GREY
GRIS / CINZA



MOD. BANC1-PVC-1500
COD. 79102



MOD. BANC1-PVC-1000
COD. 79101




COD.	MOD.	↑	←	↗	kg	M ³
79101	BANC1-PVC-1000	480	1000	400	7,0	0,19
79102	BANC1-PVC-1500	480	1500	400	9,0	0,29
79103	BANC1-PVC-2000	480	2000	400	12,0	0,38





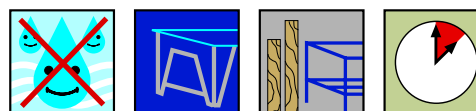
BANCOS DE VESTUARIO /

BENCH SEATS
BANCS POUR VESTIAIRES
BANCOS DE VESTIÁRIO



MOD. BANC-FI-1500
COD. 79006

**MICRO
TEXT**

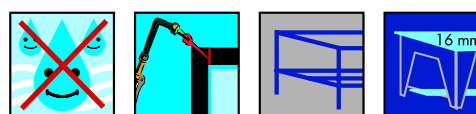


COD.	MOD.	↑	←	↗	kg	M ³
79005	BANC-FI-1000	460	1000	325	11,7	0,15
79006	BANC-FI-1500	460	1500	325	17,5	0,22
79007	BANC-FI-2000	460	2000	325	20,5	0,30



MOD. BANC-ME-1500
COD. 79009

**MICRO
TEXT**

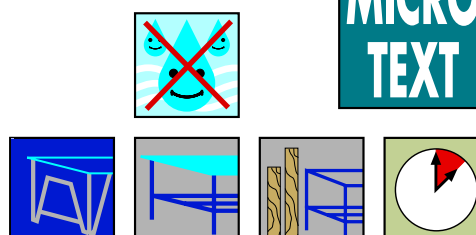


COD.	MOD.	↑	←	↗	kg	M ³
79008	BANC-ME-1000	480	1000	325	12,0	0,19
79009	BANC-ME-1500	480	1500	325	16,5	0,29
79011	BANC-ME-2000	480	2000	325	20,5	0,38



MOD. BANC-MHD-1500
COD. 79016

**MICRO
TEXT**



COD.	MOD.	↑	←	↗	kg	M ³
79015	BANC-MHD-1000	460	1000	325	12,0	0,15
79016	BANC-MHD-1500	460	1500	325	16,5	0,22
79017	BANC-MHD-2000	460	2000	325	20,5	0,30



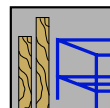
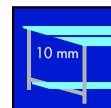
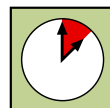


BANCOS Y MESAS DE ALUMINIO

BENCHES AND TABLES IN ALUMINIUM
BANCS ET TABLES EN ALUMINIUM
BANCOS E MESAS EM ALUMINIO

PERFIL DE ALUMINIO

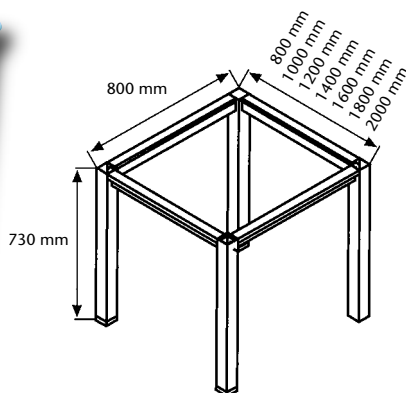
Aluminium profile / Profils aluminium / Perfilaría de aluminio



1000 - 1500 - 2000 mm

350 mm


480 mm





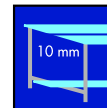
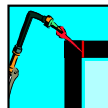
BANCOS DE VESTUARIO /

BENCH SEATS
BANCS POUR VESTIAIRES
BANCOS DE VESTIÁRIO




BANCOS EN FENÓLICO /

PHENOLIC BENCH SEATS
BANCS EN STRATIFIÉ MASSIF
BANCOS EM FÓRMICA




OPCIÓN
OPTIONAL
OPTION
OPCIONAIS




MOD. BANC-1-1500-FEN
COD. 79502

COD.	MOD.	↑	↔	↗	kg	M ³
79501	BANC-1-1000-FEN	480	1000	340	12,0	0,16
79502	BANC-1-1500-FEN	480	1500	340	18,0	0,24
79503	BANC-1-2000-FEN	480	2000	340	24,0	0,33
79510	BANC-PARED 1000-FEN	330	1000	400	9,0	0,13
79511	BANC-PARED 1500-FEN	330	1500	400	15,0	0,20
79512	BANC-PARED 2000-FEN	330	2000	400	21,0	0,26




MOD. BANC-PARED 1500-FEN
COD. 79511


COLORES STANDARD PUERTAS / STANDARD DOORS COLOURS / COULEURS PORTES STANDARD / CORES DE PORTAS STANDARD




L-021




BLANCO-1




X-027



V-021



V-097




H-162



Y-018



K-096



M-168



Y-571

OTROS COLORES CONSULTAR


OTHER COLOURS ON REQUEST
AUTRES COULEURS SUR DEMANDE
OUTRAS CORES PERGUNTAR






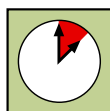
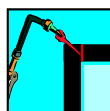
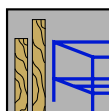
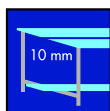
BANCOS DE VESTUARIO /

BENCH SEATS
BANCS POUR VESTIAIRES
BANCOS DE VESTIÁRIO




BANCOS EN FENÓLICO

PHENOLIC BENCH SEATS
BANCS EN STRATIFIÉ MASSIF
BANCOS EM FÓRMICA



MOD. BANC-2-1500-FEN
COD. 79505



MOD. BANC-3-1500-FEN
COD. 79508

MICRO
TEXT

COD.	MOD.	↑	↔	↗	↓	kg	M ³
79504	BANC-2-1000-FEN	1745	1000	370	5	24,0	0,23
79505	BANC-2-1500-FEN	1745	1500	370	8	32,0	0,30
79506	BANC-2-2000-FEN	1745	2000	370	10	37,0	0,31

COD.	MOD.	↑	↔	↗	↓	kg	M ³
79507	BANC-3-1000-FEN	1800	1000	370	5	31,5	0,23
79508	BANC-3-1500-FEN	1800	1500	370	8	38,5	0,30
79509	BANC-3-2000-FEN	1800	2000	370	10	43,5	0,31

COLGADORES / WALL COAT HOOK PATERES CABIDES



MOD. PER-FEN-1000
COD. 79930

REPISAS / SHELVES ÉTAGÈRES PRATELEIRA EM FÓRMICA PARA COLOCAR SACOLAS



MOD. REP-FEN-1500
COD. 79941

COD.	MOD.	↑	↔	↓	kg	M ³
79930	PER-FEN-1000	110	1000	5	3,0	0,009
79931	PER-FEN-1500	110	1500	8	5,0	0,013
79932	PER-FEN-2000	110	2000	10	8,0	0,018


COD.	MOD.	↑	↔	↗	↓	kg	M ³
79940	REP-FEN-1000	270	1000	400	5	8,0	0,11
79941	REP-FEN-1500	270	1500	400	8	11,0	0,16
79942	REP-FEN-2000	270	2000	400	10	14,0	0,22





BANCOS DE VESTUARIO /

BENCH SEATS
BANCOS POUR VESTIAIRES
BANCOS DE VESTIÁRIO



BANCOS EN FENÓLICO DOBLE CARA /

PHENOLIC BENCH SEATS
BANCOS EN STRATIFIÉ MASSIF
BANCOS EM FÓRMICA

NOVEDAD
EW / NOUVEAU /
NOVEDADE



MOD. BANC-3-1000-FEN DC
COD. 79557



MOD. BANC-2-1000-FEN DC
COD. 79554

COD.	MOD.	↑	↔	↗	↓	kg	M ³
79557	BANC-3-1000-FEN DC	1745	1000	710	10	48	0,46
79558	BANC-3-1500-FEN DC	1745	1500	710	16	64	0,60
79559	BANC-3-2000-FEN DC	1745	2000	710	20	74	0,62

COD.	MOD.	↑	↔	↗	↓	kg	M ³
79554	BANC-2-1000-FEN DC	1745	1000	710	10	63	0,46
79555	BANC-2-1500-FEN DC	1745	1500	710	16	77	0,60
79556	BANC-2-2000-FEN DC	1745	2000	710	20	87	0,62

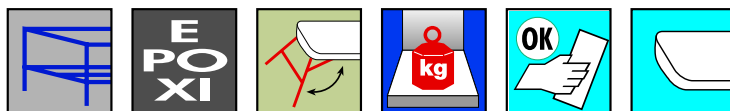




MESAS, BANCOS Y SILLAS PLEGABLES /

TABLES, BENCHES AND CHAIRS FOLDING
TABLES, BANCS ET CHAISES PLIANTES
MESAS, BANCOS E CADEIRAS DOBRÁVEIS

MESA PLEGABLE / FOLDING TABLE TABLE PLIANTE MESA DOBRÁVEL



STOCK



↑
50
↓

MOD. MP-2000
COD. 99405



1830 740 760

Camping, playa, casetas de obra...
Camping, beach, Sheds of work...
Camping, plage, maisonnette de chantier...
Camping, praia, construção



← → ↗ ↘ ↑ ↓ kg M³
930 110 770 16,5 0,078

BANCO PLEGABLE / FOLDING BENCH BANC PLIANTE BANCO DOBRÁVEL




↑
40
↓

MOD. BP-2000
COD. 99406



1830 250 430

CONJUNTO DE 2 UNIDADES
SET 2 UNITS
LOT 2 UNITÉS
CONJUNTO DE 2 UNS



← → ↗ ↘ ↑ ↓ kg M³
930 100 260 9,0 0,024





MESAS, BANCOS Y SILLAS PLEGABLES /

TABLES, BENCHES AND CHAIRS FOLDING
TABLES, BANCS ET CHAISES PLIANTES
MESAS, BANCOS E CADEIRAS DOBRÁVEIS

SILLA PLEGABLE /

FOLDING CHAIR
CHAISES PLIANTE
CADEIRA DOBRÁVEL



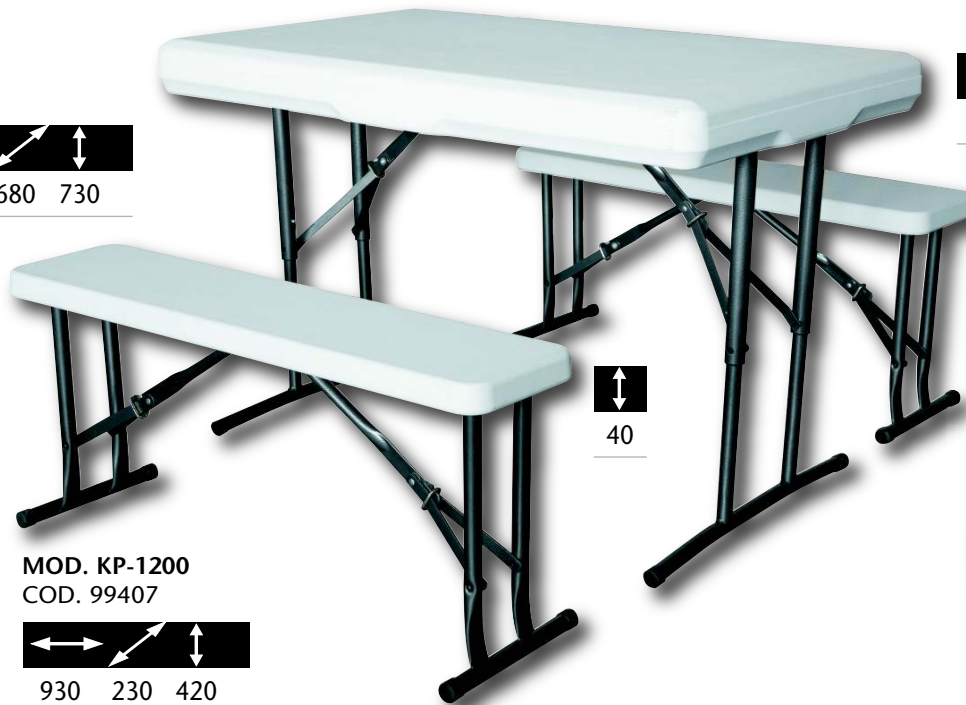
CONJUNTO DE 4 UNIDADES
SET 4 UNITS
LOT 4 UNITS
CONJUNTO DE 4 UNs

MOD. SP-900
COD. 99408




BANCOS Y MESAS PLEGABLES /

FOLDING TABLE AND BENCHES
TABLE ET BANCS PLIANTES
BANCOS E CADEIRAS DOBRÁVEIS



CONJUNTO 3 EN 1
SET 3 IN 1
LOT 3 EN 1
CONJUNTO 3 EN 1



MOD. KP-1200
COD. 99407





ACCESORIOS VESTUARIO / LOCKERS ACCESSORIES ACCESSOIRES POUR VESTIAIRES MOBILIÁRIO PARA O BANHEIRO

SECAMANOS ELÉCTRICO

ELECTRIC HAND DRYERS / SÈCHE-MAINS
ELECTRIQUE / SECAMÃOS ELÉTRICO



MOD. SMP-1P
COD. 01500

MOD. SMP-2M
COD. 01600

MOD. SMP-3I
COD. 01700



SECADORES DE PELO

HAIR DRYERS / SÈCHE-CHEVEUX
SECADOR DE CABELO



MOD. SPP-1P
COD. 02001

MOD. SPP-ZP
COD. 02002



DISPENSADORES DE PAPEL

PAPER DISPENSERS / DISTRIBUTEUR DE PAPIER / DOSIFICADOR DE PAPEL



MOD. DPCI-15000
COD. 15000

MOD. DPCA-20000
COD. 20000

MOD. DPRI-25000
COD. 25000

MOD. DPRA-30000
COD. 30000

INOX

ABS

INOX

ABS



DISPENSADORES DE JABÓN

SOAP DISPENSERS / DISTRIBUTEUR DE SAVON
DOSIFICADOR DE SABÃO



MOD. DJ-I-INOX
COD. 00489

MOD. DJ-P-ABS
COD. 51001

INOX

ABS





ACCESORIOS VESTUARIO

LOCKERS ACCESSORIES
ACCESSOIRES POUR VESTIAIRES
MOBILIÁRIO PARA O BANHEIRO



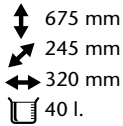
PAPERAS EN ACERO

STEEL WASTEPAPER BINS / CORBEILLES A PAPIERS EN ACIER / LATA DE LIXO EM AÇO



MOD. PAP100
COD. 60010

INOX

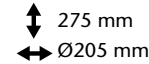


MOD. PAP900
COD. 60090



MOD. PAP 500
COD. 60100

INOX



MOD. PAP800
COD. 60800

ACCESORIOS BAÑOS

BATH ACCESSORIES / ACCESSOIRES BAIGNE / ACCESORIOS BAHNO




MOD. PORTA-2
COD. 40300



MOD. ESCOB-1
COD. 40400




MOD. REP-1
COD. 41500



MOD. REP-1
COD. 41500



MOD. PER-1
COD. 40100



MOD. PORTA-1
COD. 41100

AYUDAS TÉCNICAS

TECHNICAL AIDS / AIDES TECHNIQUES / AJUDADES TÉCNICAS



INOX MOD. ATR-11
COD. 00300

ABS MOD. ATR-1A
COD. 05909



ABS MOD. ATL-1A
COD. 06409

INOX MOD. ATL-11
COD. 06509

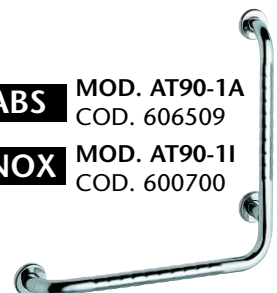


ABS MOD. AAP-ABS
COD. 01108

INOX MOD. AAP-INOX
COD. 01100


ABS MOD. AT90-1A
COD. 606509

INOX MOD. AT90-11
COD. 600700


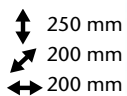


ARENEROS

STEEL WASTEPAPER BINS / CORBEILLES A PAPIERS EN ACIER / LATA DE LIXO EM AÇO




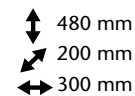
MOD. ARE10
COD. 88010



MOD. PAP20
COD. 87020



MOD. ARE20
COD. 88020



MOD. PAP10
COD. 87010









CONSIGNAS / LEFT-LUGGAGE LOCKERS CONSIGNES CACIFOS

**MICRO
TEXT**

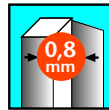
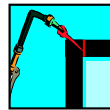


OPCIONES / OPTIONS / OPTIONS / OPÇÕES



Ver pág. 9 / See page 9 / Voir Page 9 / Ver pág. 9







ME
TAL

E
PO
XI

STANDARD
RAL 7035



COLORES OPCIONALES / OPTIONAL COLOURS / COULEURS EN OPTION / CORES OPCIONAIS

RAL 9010	RAL 6029	RAL 1021	RAL 1017	RAL 3000	RAL 3005	RAL 6034	RAL 5015	RAL 5023	RAL 2004	RAL 7016	RAL 7036	RAL 9006	RAL 9005







CONSIGNAS / LEFT-LUGGAGE LOCKERS CONSIGNES CACIFOS



SERIE BANCO / BANCO SERIES SÉRIE BANCO SÉRIE BANCO




 **MOD. TBC03P**
COD. 91300


 **MOD. CBC04P**
COD. 91402

COD.	MOD.	↑	←	↘	□	⊙	⊙	kg	M ³
91400	TBC04P	915	275	440	4	✓	-	16,0	0,11
91402	CBC04P	915	275	440	4	-	✓	17,5	0,11
91300	TBC03P	690	275	440	3	✓	-	13,0	0,08
91302	CBC03P	690	275	440	3	-	✓	14,0	0,08

SERIE MINI / MINI SERIES SÉRIE MINI SÉRIE MINI



 **MOD. MINI5P**
COD. 91000

 **MOD. TMIN4P**
COD. 91200



 **MOD. CMIN3P**
COD. 91102




COD.	MOD.	↑	←	↘	□	⊙	⊙	kg	M ³
91200	TMIN4P	915	275	200	4	✓	-	13,5	0,05
91202	CMIN4P	915	275	200	4	-	✓	12,0	0,05
91100	TMIN3P	690	275	200	3	✓	-	9,0	0,04
91102	CMIN3P	690	275	200	3	-	✓	10,0	0,04
91000	MINI5P	750	200	200	5	✓	-	9,0	0,03






CONSIGNAS / LEFT-LUGGAGE LOCKERS CONSIGNES CACIFOS



SERIE SUPERMERCADO VERTICAL / SUPERMERCADO VERTICAL SERIES SÉRIE SUPERMERCADO VERTICAL SÉRIE SUPERMERCADO VERTICAL



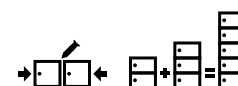
MOD. CSVZ2P
COD. 95302



MOD. TSVS2P
COD. 95400



MOD. CSVS1P
COD. 95502




COD.	MOD.	↑	↔	↗	🔑	🔥	📦	📏	M ³
95300	TSVZ2P	925	300	400	2	✓	-	13,0	0,11
95302	CSVZ2P	925	300	400	2	-	✓	14,0	0,11
95400	TSVS2P	800	300	400	2	✓	-	12,0	0,10
95402	CSVS2P	800	300	400	2	-	✓	13,0	0,10
95500	TSVS1P	400	300	400	1	✓	-	7,0	0,05
95502	CSVS1P	400	300	400	1	-	✓	7,5	0,05





CONSIGNAS / LEFT-LUGGAGE LOCKERS CONSIGNES CACIFOS

SERIE SUPERMERCADO MECRILATO / SUPERMERCADO METACRILATO SERIES SÉRIE SUPERMERCADO METACRILATO SÉRIE SUPERMERCADO METACRILATO



PUERTA DE METACRILATO DE 5 MM
METHACRYLATE DOOR 5 MM
PORTE METHACRYLATE DE 5 MM
PORTA DE METACRILATO DE 5 MM



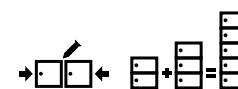
MOD. TSVZ2PME
COD. 95333



MOD. CSVS2PME
COD. 95403



MOD. CSVS1PME
COD. 95503



COD.	MOD.	↑	↔	↗	🔑	🔒	📦	📏	M ³
95333	TSVZ2PME	925	300	400	2	✓	-	14,0	0,11
95303	CSVZ2PME	925	300	400	2	-	✓	15,0	0,11
95433	TSVS2PME	800	300	400	2	✓	-	13,0	0,10
95403	CSVS2PME	800	300	400	2	-	✓	14,0	0,10
95533	TSVS1PME	400	300	400	1	✓	-	8,0	0,05
95503	CSVS1PME	400	300	400	1	-	✓	8,5	0,05





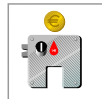
CONSIGNAS / LEFT-LUGGAGE LOCKERS CONSIGNES CACIFOS

SERIE MONOBLOK MECRILATO / MONOBLOCK METACRILATO SERIES MONOBLOCK METACRILATO SERIES SERIE MONOBLOCK METACRILATO

CUERPO / BODY /
CORPS / CORPS
RAL 9006
PUERTA / DOOR /
PORTE / PORTA
RAL 5015


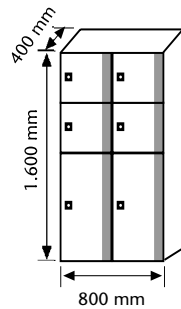


**MICRO
TEXT**



**PUERTA DE
METACRILATO DE 10 MM**
METHACRYLATE DOOR 10 MM
PORTE METHACRYLATE DE 10 MM
POR DE METACRILATO DE 10 MM

**CONTROL VISUAL DE LOS
OBJETOS DEPOSITADOS**
VISUAL CONTROL OF STORED OBJECTS
CONTROLE VISUEL DES OBJETS DEPOSES
CONTROLE VISUAL DOS OBJETOS DEPOSITADOS



MOD. CM3P1600-D
COD. 42912

22,0 0,19 COD: 42802 MOD: CM2P1200-S	44,0 0,38 COD: 42812 MOD: CM2P1200-D	25,0 0,26 COD: 42902 MOD: CM2P1600-S	28,0 0,26 COD: 42913 MOD: CM4P1600-S	53,0 0,51 COD: 42912 MOD: CM3P1600-D
24,0 0,19 COD: 42803 MOD: CM3P1200-S	48,0 0,38 COD: 42813 MOD: CM3P1200-D	26,0 0,26 COD: 42904 MOD: CM3P1600-S	50,0 0,51 COD: 42903 MOD: CM2P1600-D	55,0 0,51 COD: 42914 MOD: CM4P1600-D

Unidades en milímetros / Units in milimeters / Unités en milimètres / Unidades em milímetros






CONSIGNAS / LEFT-LUGGAGE LOCKERS CONSIGNES CACIFOS

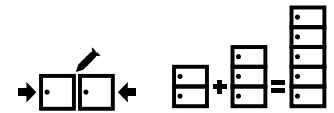
SERIE SUPERMERCADO HORIZONTAL / SUPERMERCADO HORIZONTAL SERIES SÉRIE SUPERMERCADO HORIZONTAL SÉRIE SUPERMERCADO HORIZONTAL



MOD. CSH3P
COD. 95202



MOD. TSH2P
COD. 95100

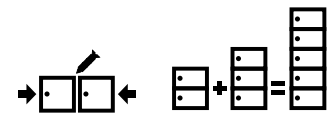


COD.	MOD.	↑	←→	↗	🔑	🔒	🧰	📏	⚖️	M ³
95200	TSH3P	410	870	400	3	✓	-	19,0	0,14	
95202	CSH3P	410	870	400	3	-	✓	21,0	0,14	
95100	TSH2P	410	580	400	2	✓	-	13,0	0,09	
95102	CSH2P	410	580	400	2	-	✓	12,0	0,09	

SERIE MAXI / MAXI SERIES SÉRIE MAXI SÉRIE MAXI



MOD. CMAXI1P
COD. 97300



COD.	MOD.	↑	←→	↗	🔑	🔒	🧰	📏	⚖️	M ³
97305	TMAXI1P	1170	300	500	1	✓	-	12,0	0,18	
97300	CMAXI1P	1170	300	500	1	-	✓	13,0	0,18	
95600	TSV2PMAXI	800	300	500	2	✓	-	14,0	0,12	
95602	CSV2PMAXI	800	300	500	2	-	✓	15,0	0,12	


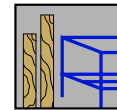
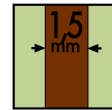


MOD. TSVS2PMAXI
COD. 95500



CONSIGNAS / LEFT-LUGGAGE LOCKERS CONSIGNES / CACIFOS

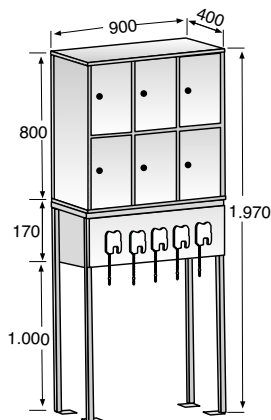
SERIE MARCO AMARRE / MARCO AMARRE SERIES SÉRIE MARCO AMARRE / SÉRIE MARCO AMARRE



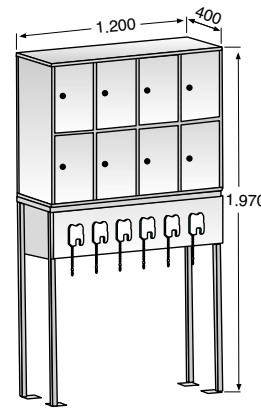
MOD. MA4P1500
COD. 90422



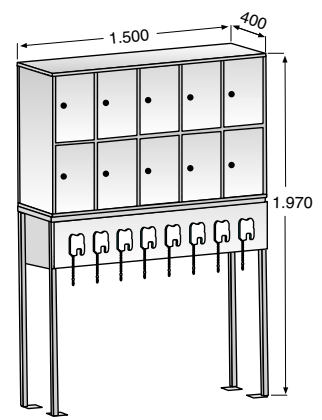
COD.	MOD.	↑	↔	↗	⚙️	kg	M ³
90222	MA4P900	1170	900	400	5	18,5	0,08
90322	MA4P1200	1170	1200	400	6	21,0	0,09
90422	MA4P1500	1170	1500	400	8	23,5	0,10



3 CSV2P + 1 MA900



4 CSV2P + 1 MA1200

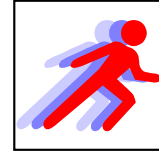


5 CSV2P + 1 MA1500



CONSIGNAS /

LEFT-LUGGAGE LOCKERS
CONSIGNES
CACIFOS



SERIE GOLF /

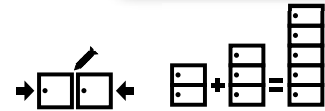
GOLF SERIES
SÉRIE GOLF
SÉRIE GOLF



MOD. TGOLF1P
COD. 99600



MOD. CGOLF1P
COD. 99500



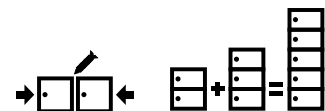
COD.	MOD.	↑	↔	↗	🔒	🔑	kg	M ³
99500	CGOLF1P	1240	500	600	-	✓	22,0	0,37
99600	TGOLF1P	1240	500	600	✓	-	21,0	0,37

SERIE MALETAS /

SUITCASE SERIES
SÉRIE VALISES
SÉRIE MALAS



MOD. CMAL1P
COD. 97500





COD.	MOD.	↑	↔	↗	🔒	🔑	kg	M ³
97500	CMAL1P	900	500	700	-	✓	39,0	0,31





CONSIGNAS / LEFT-LUGGAGE LOCKERS CONSIGNES CACIFOS

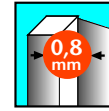
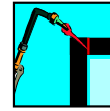
SERIE METACRILATO / METACRILATO SERIES SÉRIE METACRILATO SÉRIE METACRILATO





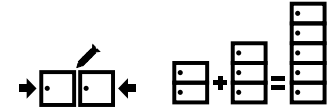
DEPARTAMENTOS /

COMPARTMENS
CASIERS
CACIFOS




SERIE 350 /

350 SERIES
SÉRIE 350
SÉRIE 350



COD.	MOD.	↑	↔	↗	□	⊙	⊙	⊙	⊙	M ³
35030	DEP353	1050	350	350	3	✓	-	21,0	0,13	
35031	CON353	1050	350	350	3	-	✓	22,0	0,13	
35020	DEP352	700	350	350	2	✓	-	14,0	0,09	
35021	CON352	700	350	350	2	-	✓	16,0	0,09	
35010	DEP351	350	350	350	1	✓	-	7,0	0,04	
35011	CON351	350	350	350	1	-	✓	8,0	0,04	

DEP353+CON352



MOD. CON353
COD. 35031



MOD. DEP352
COD. 35020



MOD. CON351
COD. 35011



OPCIONES / OPTIONS / OPTIONS / OPÇÕES



SOBRETECHO
SLOPE TOP / TOIT INCLINÉ /
SOBRETETO COM PEQUENA
INCLINAÇÃO
MOD. SOB350
COD. 35100



ZÓCALO
BASE / SOCLE / SOCLO
MOD. ZOC350
COD. 35000

Ver pág. 9 / See page 9 / Voir Page 9 / Ver pág. 9





DEPARTAMENTOS /

COMPARTMENS
CASIERS
CACIFOS



SERIE LOCKER

LOCKER SERIES
SÉRIE LOCKER
SÉRIE LOCKER




MOD. LOC300
COD. 30010

SERIE 400

400 SERIES
SÉRIE 400
SÉRIE 400



MOD. CON402
COD. 40021



SOBRETECHO
SLOPE TOP / TOIT INCLINÉ /
SOBRETETO COM PEQUENA
INCLINAÇÃO
MOD. SOB400
COD. 40100



ZÓCALO
BASE / SOCLE / SOCLE
MOD. ZOC400
COD. 40000

SERIE MINIBOX


MINIBOX SERIES
SÉRIE MINIBOX
SÉRIE MINIBOX



MOD. BOX8P
COD. 11301

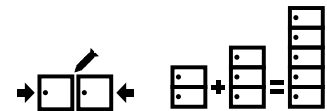
SERIE 500 /

500 SERIES
SÉRIE 500
SÉRIE 500



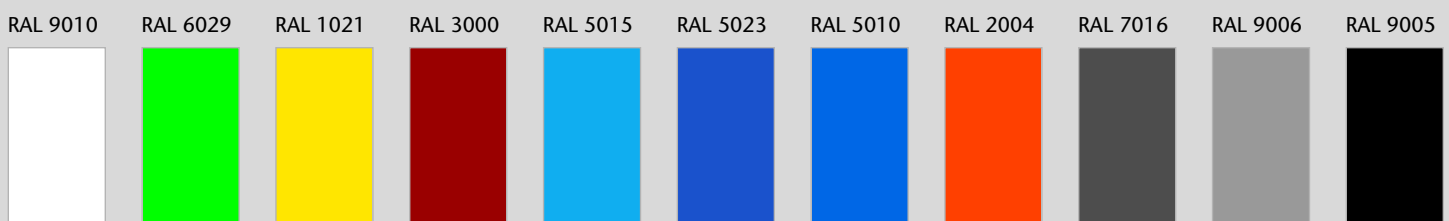
MOD. DEP1B
COD. 50035

MOD. DEP2B
COD. 50015



COD.	MOD.	↑	↔	↗	🔒	🔑	📦	📦	M ³
40020	DEP402	900	400	500	2	✓	-	15,0	0,18
40021	CON402	900	400	500	2	-	✓	16,0	0,18
50015	DEP2B	700	350	350	1	✓	-	16,0	0,09
50035	DEP1B	1050	350	350	1	✓	-	14,0	0,13
30010	LOC300	500	300	450	1	✓	-	8,0	0,07
11301	BOX8P	1130	345	350	8	✓	-	22,0	0,14

COLORES OPCIONALES / OPTIONAL COLOURS / COULEURS EN OPTION / CORES OPCIONAIS

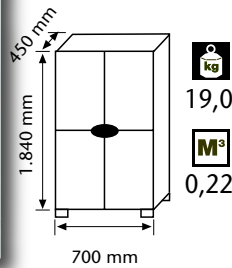





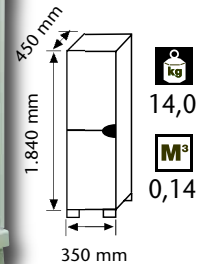
ARMARIOS EN RESINA DE POLIPROPILENO

POLYPROPYLENE RESIN CUPBOARDS
 ARMOIRES EN RESINE DE POLYPROPILENE
 ARMÁRIOS EM RESINA DE POLIPROPILENO

STOCK



MOD. RP-1
COD. 99101



MOD. RP-3
COD. 99103



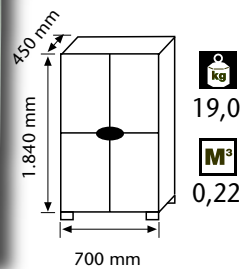
RP-3



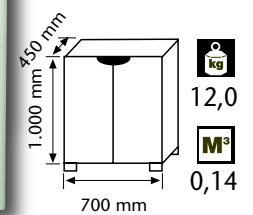
RP-1 / RP-2



RP-4



MOD. RP-2
COD. 99102



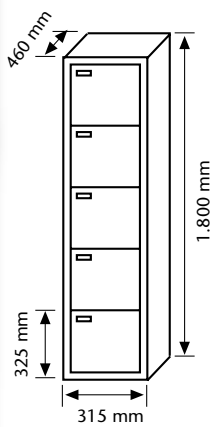
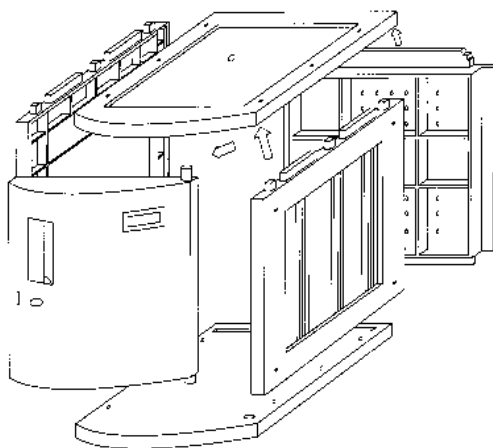

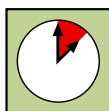
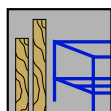
MOD. RP-4
COD. 99104





TAQUILLAS A.B.S. / A.B.S. LOCKERS ARMOIRES EN A.B.S. ARMÁRIOS EM A.B.S.

STOCK



MOD. ABS-5
COD. 99015






TAQUILLAS PLÁSTICO /

PLASTIC LOCKERS
VESTIAIRES EN PLÁSTIQUE
ARMÁRIOS EM PLÁSTICO

CUERPO/BODY/
CORPS/CORPO
PUERTA/DOOR/
PORTE/PORTA



MOD. PV

MOD. PT

MOD. PM


MOD. PC

COLORES OPCIONALES PARA PUERTAS / OPTIONAL COLOURS FOR DOORS / COULEURS EN OPTION DE PORTES / CORES OPCIONAIS DE PORTAS


Rojo, Red, Rouge, Vermelho



Gris, Grey, Gris, Cinza




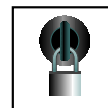
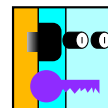
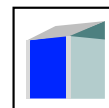
Beige, Beige, Beige, Beige





TAQUILLAS PLÁSTICO /

PLASTIC LOCKERS
VESTIAIRES EN PLÁSTIQUE
ARMÁRIOS EM PLÁSTICO



MOD. PT



MOD. PV



Resinas de polivinilo.

Polyvinyl resins.

Résines en polivinilo.

Resinas de polivinilo.

Condición contra el fuego M1 (autoextinguible)
según norma UNE 23727.

Condition against the fire M1 (auto-extinguishable)
according to standard UNE 23727.

Condition contre le feu M1 (autoextinguible)
selon la norme UNE 23727.


Condição contra o fogo M1 (autoextingível)
segundo a norma UNE 23727.



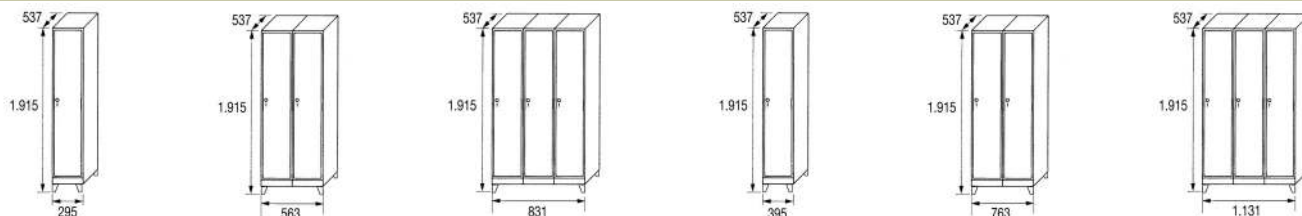


TAQUILLAS PLÁSTICO / PLASTIC LOCKERS

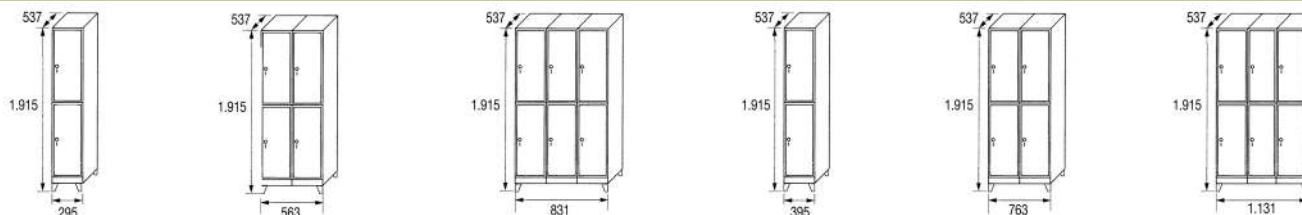
VESTIAIRES EN PLÁSTIQUE
ARMÁRIOS EM PLÁSTICO



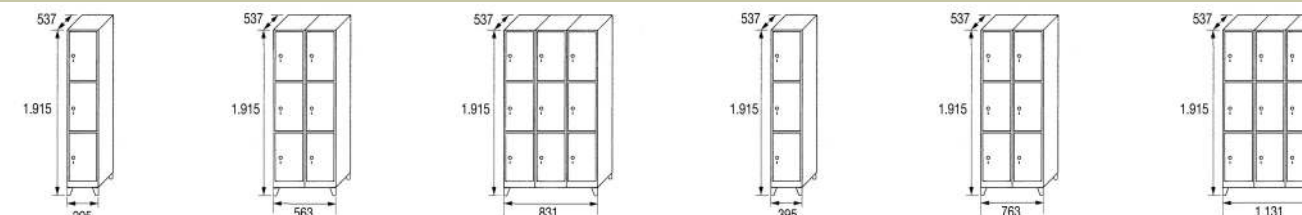
PV-30/1 COD. 22001 **PV-30/2** COD. 22002 **PV-30/3** COD. 22003 **PV-40/1** COD. 22006 **PV-40/2** COD. 22007 **PV-40/3** COD. 22008



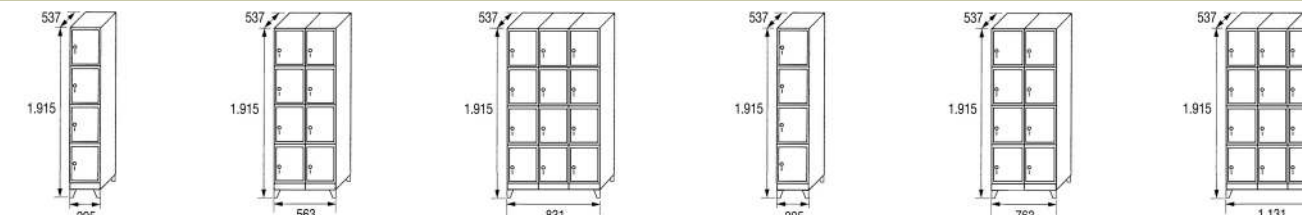
PT-30/1 COD. 22011 **PT-30/2** COD. 22012 **PT-30/3** COD. 22013 **PT-40/1** COD. 22016 **PT-40/2** COD. 22017 **PT-40/3** COD. 22018



PM-30/1 COD. 22021 **PM-30/2** COD. 22022 **PM-30/3** COD. 22023 **PM-40/1** COD. 22026 **PM-40/2** COD. 22027 **PM-40/3** COD. 22028




PC-30/1 COD. 22031 **PC-30/2** COD. 22032 **PC-30/3** COD. 22033 **PC-40/1** COD. 22036 **PC-40/2** COD. 22037 **PC-40/3** COD. 22038





TAQUILLAS PLÁSTICO /

PLASTIC LOCKERS
VESTIAIRES EN PLÁSTIQUE
ARMÁRIOS EM PLÁSTICO






SUELOS / FLOORS SOLS CHÃOS




LOSETAS ENROLLABLES / ROLLED FLOOR TILE DALLES ROULABLES PAVIMENTOS QUE PODEM SER ENROLADOS

COLORES / COLOURS / COULEURS / CORES:



Polideportivos, gimnasios, vestuarios, piscinas...

Sport centers, gymnasiums, changing rooms, swimming pools... / Installations sportives, gymnases, vestiaires, piscines... / Ginásios, vestiários, piscinas...



CARACTERÍSTICAS TÉCNICAS GENERALES LOSETA ENROLLABLE DECO

- Dimensiones: 333 x 333 x 15 mm. • Peso: 500 Grs. • Material: Poliéstileno antideslizante EVA estabilizado. • Higiénica. Tratada con Sanitized, Antideslizante, Autoengarce, Sin Mantenimiento.

GENERAL FEATURES DECO ROLLED FLOOR TILE

- Measures: 333 x 333 x 15 mm. • Weight: 500 Grs. • Material: Non-skid Polyethylene stabilized EVA. • Hygienic. Sanitized treated, Non-skid relief, Self connection, Without maintenance.

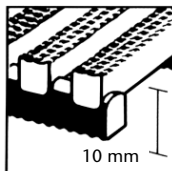
CARACTERISTIQUES TECHNIQUES GÉNÉRAUX DALLE ROULABLE DECO

- Mesures: 333 x 333 x 15 mm. • Poids: 500 Grs. • Matériel: Poliéstileno antidérapant EVA stabilisé. • Hygiénique. Traité avec Sanitized, Antidérapant, Autofixation, Sans entretien.

CARACTERÍSTICAS TÉCNICAS PAVIMENTOS QUE PODEM SE ENROLAR DECO

- Dimensões: 333 x 333 x 15 mm • Peso: 500 grs • Material: Poliéstileno anti-escorregante EVA estabilizado • Higiénica. Esta tratada com Sanitized, Anti-escorregante, Montagem simple, Sem manutenção.

PAVIMENTO CONTINUO DE VINILO / CONTINUOUS VINYL FLOORING DALLAGE CONTINUU DE VINYLE PAVIMENTO CONTINUO DE VINILO



CARACTERÍSTICAS TÉCNICAS GENERALES

- Drenaje multidireccional sumamente efectivo.
- Aditivos: bactericidas y estabilizantes ultravioletas.
- Efectivo en zonas interiores y exteriores.
- Ideal para pies descalzos y a la vez antideslizante.
- Resistente y de gran duración.

FEATURES

- Very effective multidirectional drainage.
- Additives: antibacterial and ultraviolet stabilizers.
- Ideal for barefoot and non-skid at the same time.
- Resistant and long-term.

CARACTERISTIQUES TECHNIQUES GÉNÉRAUX

- Drainage multidirectionnel très efficace.
- Additifs: bactéricides et stabilisants ultraviolets.
- Idéal pour pieds nus et antidérapant au même temps.
- Résistant et grande durée.

CARACTERÍSTICAS TÉCNICAS

- Drenagem multidireccional muito efetiva.
- Adição: bactericidas e estabilizantes ultravioletas.
- Recomendado para zonas interiores e exteriores.
- Ideal para pés descalços e também é anti-escorregante.
- É muito resistente e de longa duração.

